

Predicting the Geometric Location of Critical Edges in Adaptive GDSW Overlapping Domain Decomposition Methods Using Deep Learning

Alexander Heinlein, Axel Klawonn, Martin Lanser, and Janine Weber

1 Introduction

For complex model problems with coefficient or material distributions with large jumps along or across the domain decomposition interface, the convergence rate of classic domain decomposition methods for scalar elliptic problems usually deteriorates. In particular, the classic condition number bounds [1, 12] will depend on the contrast of the coefficient function. As a remedy, different adaptive coarse spaces, e.g. [13, 4], have been developed which are obtained by solving certain generalized eigenvalue problems on local parts of the interface, i.e., edges and/or faces. A selection of the resulting eigenmodes, based on a user-defined tolerance, is then used to enrich the coarse space and retain a robust convergence behavior. However, the setup and the solution of the eigenvalue problems usually take up a significant amount of time in a parallel computation, and for many realistic coefficient distributions, a relatively high number of the eigenvalue problems is unnecessary since they do not result in any additional coarse basis functions. Unfortunately, it is not known a priori, which eigenvalue problems are unnecessary and thus can be omitted.

In order to reduce the number of eigenvalue problems, we have proposed to train a neural network to make an automatic decision which of the eigenvalue

Alexander Heinlein

Delft University of Technology, Faculty of Electrical Engineering Mathematics & Computer Science, Delft Institute of Applied Mathematics, Mekelweg 4, 72628 CD Delft, Netherlands, e-mail: a.heinlein@tudelft.nl

Axel Klawonn, Martin Lanser

Department of Mathematics and Computer Science, University of Cologne, Weyertal 86-90, 50931 Köln, Germany, e-mail: {[axel.klawonn](mailto:axel.klawonn@uni-koeln.de), [martin.lanser](mailto:martin.lanser@uni-koeln.de)}@uni-koeln.de, url: <http://www.numerik.uni-koeln.de>; Center for Data and Simulation Science, University of Cologne, url: <http://www.cds.uni-koeln.de>

Janine Weber

Department of Mathematics and Computer Science, University of Cologne, Weyertal 86-90, 50931 Köln, Germany, e-mail: janine.weber@uni-koeln.de

problems can be omitted in a preprocessing step. In [6, 8, 10], we have applied this approach to a certain adaptive FETI-DP (Finite Element Tearing and Interconnecting - Dual Primal) method [13] for elliptic model problems in two dimensions and investigated the effect of different training data sets and different sizes of input data for the neural network. In [5], we have additionally extended our approach to three-dimensional model problems for the corresponding adaptive FETI-DP method in three dimensions [11]. In [9], for the first time, we additionally applied our proposed machine learning framework to an overlapping domain decomposition method, i.e., the adaptive GDSW (Generalized Dryja-Smith-Widlund) method [3]. The purpose of [9] was to provide a general overview of methods combining machine learning with domain decomposition methods, and thus, we have solely presented some preliminary results for adaptive GDSW. Here, we extend the results shown in [9] by providing numerical experiments for additional test problems. Furthermore, we take a closer look at the choice of the ML threshold which is used for the classification between critical edges, for which the eigenvalue problem is necessary, and edges where the eigenvalue problem can be omitted. The specific choice of the threshold is now, for the first time, motivated by the corresponding receiver operating characteristic (ROC) curve and the precision-recall graph (please refer to [14, Sec. 5] for a definition of a precision-recall graph and a ROC curve).

We focus on a stationary diffusion problem in two dimensions and the adaptive GDSW method [3]. The diffusion coefficient function is defined on the basis of different subsections of a microsection of a dual-phase steel material.

2 Model Problem and Adaptive GDSW

As a model problem, we consider a stationary diffusion problem in two dimensions with various heterogeneous coefficient functions $\rho : \Omega := [0, 1] \times [0, 1] \rightarrow \mathbb{R}$, i.e., the weak formulation of

$$\begin{aligned} -\operatorname{div}(\rho \nabla u) &= 1 \text{ in } \Omega \\ u &= 0 \text{ on } \partial\Omega. \end{aligned} \tag{1}$$

In this paper, we apply the proposed machine learning-based strategy to an adaptive GDSW method. We decompose the domain Ω into $N \in \mathbb{N}$ nonoverlapping subdomains $\Omega_i, i = 1, \dots, N$, such that $\bar{\Omega} = \bigcup_{i=1}^N \bar{\Omega}_i$. Next, we introduce overlapping subdomains $\Omega'_i, i = 1, \dots, N$, which can be obtained from $\Omega_i, i = 1, \dots, N$ by recursively adding k layers of finite elements. In the numerical experiments presented in this paper, we always choose an overlap of width $\delta = h$; this corresponds to choosing $k = 1$. Due to space limitations, we do not describe the standard GDSW preconditioner in detail; see, e.g., [1] for a detailed description.

As discussed in [4], the condition number bound for the standard GDSW preconditioner generally depends on the contrast of the coefficient function for completely arbitrary coefficient distributions. As a remedy, additional coarse basis functions resulting from the eigenmodes of local generalized eigenvalue problems are employed to compute an adaptive coarse space which is robust and yields a coefficient contrast-

independent condition number bound. In two dimensions, each of these eigenvalue problems is associated with a single edge and its two neighboring subdomains. Thus, the main idea for the adaptive GDSW (AGDSW) coarse space [3] is to build edge basis functions based on local generalized eigenvalue problems. In particular, the coarse basis functions are defined as discrete harmonic extensions of certain corresponding edge eigenmodes. The specific eigenmodes which are necessary to retain a robust convergence behavior are chosen depending on a user-defined tolerance $tol_{\mathcal{E}} \geq 0$, which has to be chosen in relation to the spectrum of the preconditioned system. For a detailed description of the specific local edge eigenvalue problems and the computation of the discrete harmonic extensions, we refer to [3]. In particular, in the AGDSW approach, all eigenmodes with eigenvalues lower or equal to $tol_{\mathcal{E}}$ are chosen to build the adaptive coarse space. Since the left-hand side of the edge eigenvalue problem is singular (cf. [3, Sec. 5]), for each edge, we always obtain one eigenvalue equal to zero. It corresponds to the null space of the Neumann matrix of (1), which consists of the constant functions. The corresponding coarse basis function is also part of the standard GDSW coarse space, and we denote it as the *first coarse basis function* in this paper. Let us note that the first coarse basis function is always necessary for the scalability of the approach, even for the case of a constant coefficient function. However, since it corresponds to the constant function on the edge, it is known a priori and can be computed without actually solving the eigenvalue problem. This is different to the ML-FETI-DP method since, for adaptive FETI-DP [13], the eigenvalue equal to zero does not occur in the eigenvalue problem as it is already captured by the primal vertex constraints; see also Section 3 for more details.

As for most adaptive domain decomposition methods, for AGDSW, it is generally not known a priori on which edges additional coarse basis functions are necessary in order to obtain robustness. In general, building the adaptive coarse space, i.e. the setup and the solution of the eigenvalue problems as well as the computation of the discrete harmonic extensions, can make up the larger part of the time to solution in a parallel implementation. Since the computation of the adaptive GDSW coarse space is - similarly to the adaptive FETI-DP methods - based on local eigenvalue problems associated with edges, we can apply the same machine learning strategy introduced in [6, 8] to predict the location of necessary eigenvalue problems.

3 Machine Learning for Adaptive GDSW

Our approach is to train a neural network to make an automatic decision whether it is necessary to solve a local eigenvalue problem for a specific edge to retain a robust AGDSW algorithm. We denote this approach, which is inspired by the ML-FETI-DP approach introduced in [6, 8], as ML-AGDSW. In particular, we use a dense feedforward neural network, or more precisely, a multilayer perceptron [14, 2] to make this decision. Since each eigenvalue problem for AGDSW is associated with a single edge and both neighboring subdomains, we use samples of the coefficient

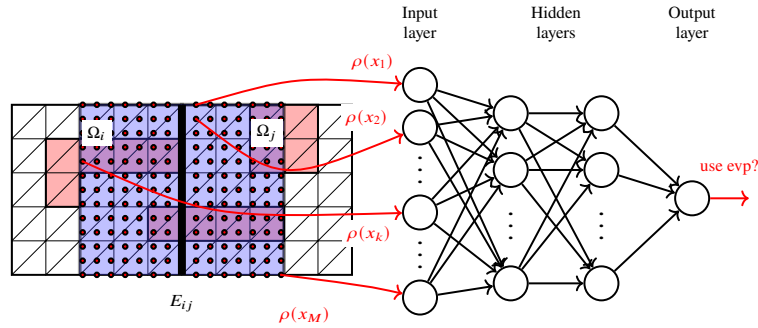


Fig. 1: Sampling of the coefficient function; white color corresponds to a low coefficient and red color to a high coefficient. In this representation, the samples are used as input data for a neural network with two hidden layers. Only sampling points from slabs around the edge are chosen. Taken from [10, Fig. 1].

function within the two adjacent subdomains as input data for the neural network; cf. Fig. 1. In particular, we apply a sampling approach which is independent of the finite element mesh, using a fixed number of sampling points for all mesh resolutions; this is reasonable as long as we can resolve all geometric features of the coefficient function. For more details on the computation of the sampling grid and its generalization to more general subdomain geometries than square subdomains; see [6].

As output for the neural network, we save the classification whether an adaptive basis function has to be computed for the specific edge or not. As already mentioned, in AGDSW, the first coarse basis function is always necessary but can be computed without actually solving the eigenvalue problem. Hence, an eigenvalue problem will only be marked as necessary in our approach if more than one coarse basis function corresponds to an eigenvalue lower than the chosen tolerance $tol_{\mathcal{E}}$. Therefore, for ML-AGDSW, all critical edges, where more than the single constant constraint is necessary, are classified as class 1. All other edges are classified as class 0. Let us note that this is different to the definition of class 1 for ML-FETI-DP introduced in [6, 8], where the eigenvalue 0 corresponding to the constant functions does not occur in the eigenvalue problem.

For the numerical results presented in this paper, we train the neural network on two regular subdomains sharing a straight edge and different types of coefficient functions. Using the same techniques as in [8, 9], we have generated a training and validation data set of 4 500 randomized coefficient distributions. In particular, the coefficient distributions are not completely random but we impose some sort of structure on the coefficients; see also [8] for a detailed discussion. For the first part of this training set, we randomly generate the coefficient for each pixel, consisting of two triangular finite elements, independently and only control the ratio of high and low coefficient values. Here, we use 30%, 20%, 10%, and 5% of high coefficient values. For the second part, we also control the distribution of the coefficients to a certain degree by randomly generating either horizontal or vertical stripes of a maximum

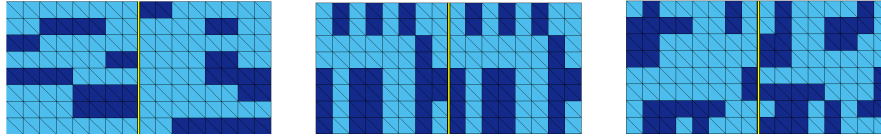


Fig. 2: Examples of three different randomly distributed coefficient functions obtained by using the same randomly generated coefficient for a horizontal (**left**) or vertical (**middle**) stripe of a maximum length of four finite element pixels, as well as by pairwise superimposing (**right**).

length of four or eight pixels, respectively; see Fig. 2. Additionally, we generate new coefficient distributions by superimposing pairs of coefficient distributions with horizontal and vertical stripes. We denote the resulting training data set by $R1'$. Let us note that the generation of the randomized coefficient distributions as training data for AGDSW is in complete analogy to our randomized training data for the ML-FETI-DP approach in [8]. However, we explicitly built a separate set of labels for the training and validation data for AGDSW since the classification of critical edges can be different for adaptive GDSW and adaptive FETI-DP.

To generate the output data for the neural network, we solve the eigenvalue problem as described in [4] for each edge in the aforementioned training and validation data. For all our training and validation data, we use a tolerance of $tol_{\mathcal{E}} = 0.01$ to generate the output for each edge.

Note that, for ML-FETI-DP, we additionally considered the extension to three classes, where we distinguished between zero, one, or more than one constraints. For the edges which require only one constraint, we used frugal constraints [7] instead of solving the eigenvalue problem; see [6] for more details. Consequently, the eigenvalue problem only had to be solved for edges with more than one constraint. However, this approach does not easily extend to AGDSW since we always obtain at least one a priori known coarse basis function on each edge; as mentioned earlier, we always obtain a constant eigenfunction corresponding to eigenvalue 0.

4 Numerical Results

In this section, we apply our machine learning approach to AGDSW. We will present numerical results both for the training and validation data as well as for a specific test problem and compare the resulting condition number estimates and iteration counts with those obtained using both standard and adaptive GDSW; we use pcg with a relative residual reduction of $1e - 8$. For the numerical experiments, we consider a discretization of the model problem Eq. (1) by piecewise linear finite elements.

First, we present results for the complete set of training data $R1'$ using cross-validation and a fixed ratio of 20% validation data in Table 1. We observe that choosing the ML threshold as $\tau = 0.5$ to distinguish between class 0 and 1, i.e., assuming an equal distribution among the two classes, results in an accuracy which

is comparable to the corresponding ML-FETI-DP approach; see [8, 9]. Besides the accuracy values for the training data in Table 1, we also provide the ROC curve and a precision-recall plot in Fig. 3. Both curves provide an evidence whether we obtain a reliable machine learning model [14, Sec. 5]; see also Section 1. As mentioned in Section 3, our aim is to identify all critical edges where an adaptive coarse basis function is necessary for robustness. For the remainder of this paper, we will refer to these critical edges as 'positive' or 'positive edges' and to edges where the eigenvalue problem is unnecessary as 'negative' or 'negative edges'. Thus, only false negative edges are critical for the convergence of ML-AGDSW, whereas false positive edges correspond to some unnecessary eigenvalue problems. Solving the eigenvalue problems on false positive edges increases the computational effort of our algorithm but does not negatively affect its convergence behavior; note that the additionally computed eigenfunctions will not enter the coarse space since the tolerance criterion will not be satisfied. When considering the precision-recall plot in Fig. 3 (right) we observe that using the ML threshold $\tau = 0.4$ compared to $\tau = 0.45$ results in a higher recall for the validation data while preserving nearly the same precision value. This is caused by a decrease in the number of false negative edges compared to $\tau = 0.45$. Moreover, the precision for both training and validation data strongly decreases when using ML thresholds smaller than 0.4. Since our predominant aim is to avoid false negative edges while still preserving a sufficient accuracy of the classification, using the ML threshold $\tau = 0.4$ seems to work best for our purpose. Besides, for $\tau = 0.4$ the ROC curve for the validation data in Fig. 3 (left) is close to the respective curve for the training data which suggests that we obtain a model with good generalization properties. We will thus use $\tau = 0.4$ for the classification of our test problems and also provide comparative results for $\tau = 0.5$.

As a test problem for our trained neural network, we use 10 different randomly chosen subsections of a microsection of a dual-phase steel as shown in Fig. 4 (right). In all presented computations, we consider $\rho = 1e6$ in the black part of the microsection and $\rho = 1$ elsewhere. We use a regular decomposition of the domain $\Omega := [0, 1] \times [0, 1]$ into 8×8 square subdomains with an overlap of $\delta = h$, a subdomain size of $H/h = 56$, and a tolerance of $tol_{\mathcal{E}} = 0.01$. For the test data, we only solve the local eigenvalue problem on edges which are classified as class 1 by the neural network. For all edges classified as class 0, we do not solve the eigenvalue problem and only enforce the constant constraint on the respective edge. When considering the results for one specific microsection in Table 2 as well as the average values for all 10 different subsections in Table 3, we observe that, in both cases, we are able to obtain no false negative edges for the classification using the ML threshold $\tau = 0.4$. Analogously to the training and validation data in Table 1, using the lower threshold $\tau = 0.4$ compared to $\tau = 0.5$ decreases the false negative rate of the predictions and thus increases the robustness of our algorithm. In particular, in Table 3, we obtain zero false negative edges for all 10 different microsection subsections when using $\tau = 0.4$. On the other hand, on average, we only solve 5.2 unnecessary eigenvalue problems. This implies that our framework is robust for different heterogeneous coefficient distributions and can successfully be applied to AGDSW.

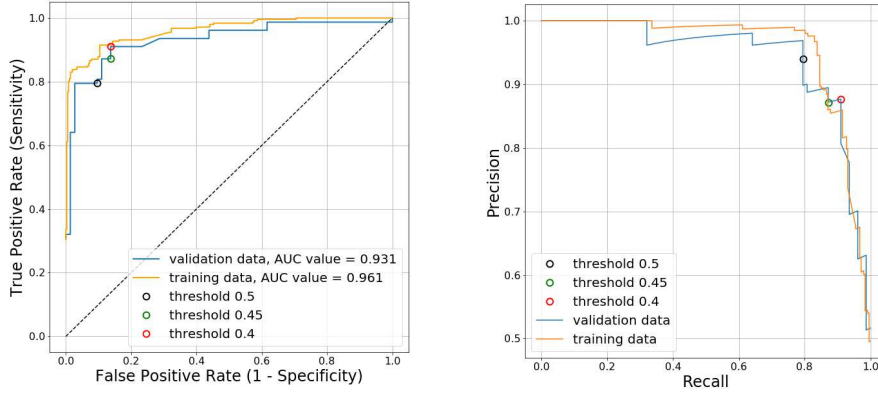


Fig. 3: ROC curve (left) and precision-recall plot (right) for the ML-AGDSW method. We define precision as *true positives* divided by (*true positives*+*false positives*), and recall as *true positives* divided by (*true positives*+*false negatives*). The thresholds used in Section 4 are indicated as circles.

training configuration	threshold	fp	fn	acc
R1', full sampling	0.4	11.5%	2.7%	85.8%
	0.5	6.7%	7.1%	86.2%

Table 1: Results on the complete training data set for the GDSW method and **stationary diffusion**; the numbers are averages over all training configurations. See Table 2 for the column labeling.

Model Problem	Algorithm	τ	cond	it	evp	fp	fn	acc
Microsection Problem	standard GDSW	-	3.66e06	500	0	-	-	-
	adaptive GDSW	-	162.60	95	112	-	-	-
	ML-AGDSW	0.5	9.64e4	98	25	2	2	0.95
	ML-AGDSW	0.4	163.21	95	29	6	0	0.95

Table 2: Comparison of standard GDSW, adaptive GDSW, and ML-AGDSW for a **regular domain decomposition** with 8×8 subdomains and $H/h = 56$ for the **two-class model**, with $tol_{\mathcal{E}} = 0.01$. We show the ML threshold (τ), the condition number (**cond**), the number of CG iterations (**it**), the number of solved eigenvalue problems (**evp**), the number of false positives (**fp**), the number of false negatives (**fn**), and the accuracy in the classification (**acc**). We define the accuracy (acc) as the number of true positives and true negatives divided by the total number of edges.

References

1. C. R. Dohrmann, A. Klawonn, and O. B. Widlund. Domain decomposition for less regular subdomains: overlapping Schwarz in two dimensions. *SIAM J. Numer. Anal.*, 46(4):2153–2168, 2008.
2. I. Goodfellow, Y. Bengio, and A. Courville. *Deep learning*, volume 1. MIT press Cambridge, 2016.
3. A. Heinlein, A. Klawonn, J. Knepper, and O. Rheinbach. An adaptive GDSW coarse space for two-level overlapping Schwarz methods in two dimensions. In *Domain Decomposition. Meth. Sci. Eng. XXIV*, volume 125 of *LNCSE*, pages 373–382. Springer, Cham, 2018.
4. A. Heinlein, A. Klawonn, J. Knepper, and O. Rheinbach. Adaptive GDSW Coarse Spaces for Overlapping Schwarz Methods in Three Dimensions. *SIAM J. Sci. Comput.*, 41(5):A3045–A3072, 2019.

Alg.	τ	cond	it	evp	fp	fn	acc
standard	-	4.7e06 (5.11e06)	511.2 (518)	0	-	-	-
adaptive	-	178.6 (181.4)	87.2 (98)	112.0 (112)	-	-	-
ML-AGDSW	0.5	7.8e04 (9.2e04)	92.2 (102)	26.4 (29)	1.6 (2)	1.8 (3)	0.96 (0.95)
	0.4	178.7 (181.4)	87.3 (98)	33.4 (36)	5.2 (8)	0 (0)	0.95 (0.94)

Table 3: Comparison of standard GDSW, adaptive GDSW, and ML-AGDSW for a **regular domain decomposition** with 8×8 subdomains and $H/h = 56$ for the **two-class model**, with $tol_{\varepsilon} = 0.01$, for 10 different subsections of the microsection in Fig. 4 (right) for a **stationary diffusion** problem. See Table 2 for the column labeling. The numbers in brackets show the maximum or minimum values for the respective average values.

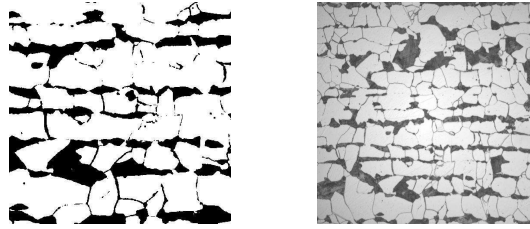


Fig. 4: **Left:** Subsection of a microsection of a dual-phase steel obtained from the image on the right. We consider $\rho = 1e6$ in the black part and $\rho = 1$ elsewhere. **Right:** Complete microsection of a dual-phase steel. Right image: Courtesy of Jörg Schröder, University of Duisburg-Essen, Germany, originating from a cooperation with ThyssenKruppSteel.

5. A. Heinlein, A. Klawonn, M. Lanser, and J. Weber. Machine Learning in Adaptive Domain Decomposition Methods - Predicting the Geometric Location of Constraints. *SIAM J. Sci. Comput.*, 41(6):A3887–A3912, 2019.
6. A. Heinlein, A. Klawonn, M. Lanser, and J. Weber. A Frugal FETI-DP and BDDC Coarse Space for Heterogeneous Problems. *Electr. Trans. Numer. Anal.*, 53:562–591, 2020.
7. A. Heinlein, A. Klawonn, M. Lanser, and J. Weber. Machine Learning in Adaptive FETI-DP - A Comparison of Smart and Random Training Data. In *Domain Decomposition Methods in Science and Engineering XXV*, volume 138 of *LNCSE*, pages 218–226. Springer, Cham, 2020.
8. A. Heinlein, A. Klawonn, M. Lanser, and J. Weber. Combining machine learning and adaptive coarse spaces—a hybrid approach for robust FETI-DP methods in three dimensions. *SIAM Journal on Scientific Computing*, 43(5):S816–S838, 2021.
9. A. Heinlein, A. Klawonn, M. Lanser, and J. Weber. Combining machine learning and domain decomposition methods for the solution of partial differential equations—a review. *GAMM-Mitt.*, 44(1):e202100001–28, 2021.
10. A. Heinlein, A. Klawonn, M. Lanser, and J. Weber. Machine Learning in Adaptive FETI-DP - Reducing the Effort in Sampling. In *Numerical Mathematics and Advanced Applications ENUMATH 2019*, volume 139 of *LNCSE*, pages 218–226. Springer, Cham, 2021.
11. A. Klawonn, M. Kühn, and O. Rheinbach. Adaptive coarse spaces for FETI-DP in three dimensions. *SIAM J. Sci. Comput.*, 38(5):A2880–A2911, 2016.
12. A. Klawonn and O. B. Widlund. Dual-primal FETI methods for linear elasticity. *Comm. Pure Appl. Math.*, 59(11):1523–1572, 2006.
13. J. Mandel and B. Sousedík. Adaptive selection of face coarse degrees of freedom in the BDDC and the FETI-DP iterative substructuring methods. *Comput. Methods Appl. Mech. Engrg.*, 196(8):1389–1399, 2007.
14. A. Müller and S. Guido. *Introduction to Machine Learning with Python: A Guide for Data Scientists*. O’Reilly Media, 2016.